

SWIMMING POOL FACT SHEET AND CHECKLIST

Swimming pools are considered an accessory building for the purposes of complying with the zoning ordinance. This means that the pool will have to meet all applicable regulations that a garage would – such as side yard and rear yard setbacks and maximum lot coverage. This fact sheet is intended to be used as a guide and checklist prior to seeking a building and/or zoning permit.

- ☐ The pool must meet all applicable side yard and rear yard setbacks for the zoning district in which it is located. Pools are not permitted in the front yard. No pool is permitted in an easement.
- ☐ Service drop conductors and any other open overhead wiring shall not be installed above a swimming pool.
- ☐ All yard areas with pools are to be fenced as follows:
 - Fencing must be at least 4 feet and equipped with a self-closing and self-latching gate. Latching devices must be at least 3 feet above the ground.
 - Fencing may be omitted where building walls without doorways abut the pool area, provided that the entire perimeter of the pool is secured.

No lights shall be erected, operated or maintained in connection with a swimming pool in such a manner as to create a disturbance to surrounding properties.

All pools shall be kept clean and the water used there shall be filtered and sterilized by chlorination and in general in conformance with any State, County or local health standards.

When seeking a permit, you should bring the following information:

- A legible plot plan showing the proposed location of the pool, fencing, gates and all other existing structures on the site.
- The manner of supervision of the pool.

ARTICLE 5 SUPPLEMENTAL REGULATIONS POOLS

Pools used for swimming or bathing in all districts: Pools used for swimming or bathing and all fences, gates or other barrier around them shall be in conformity with the State Construction Code, as amended.

1. Swimming pools shall conform to the yard setback requirements as required for accessory uses and structures in this Ordinance.
2. No swimming pool shall be located over a septic system, drain field, or on any area designated by the Shiawassee County Health Department as reserved for a replacement drain field unless approved by the Shiawassee County Health Department.
3. No lights shall be erected, operated or maintained, in connection with a swimming pool in such a manner as to create a nuisance or hazard to nearby properties.
4. Service drop conductors and any other open overhead wiring shall not be located above a swimming pool.
5. No swimming pool shall be used unless adequate public health measures are periodically taken to ensure that use of the pool will not cause the spread of disease.
6. Swimming pools in R-T and R-M1 Districts are permitted as part of a mobile home subdivision, mobile home park, or multiple-family development, but not on individual lots within the mobile home park, mobile home subdivision, or multiple-family development.

APPENDIX G

SWIMMING POOLS, SPAS AND HOT TUBS

SECTION AG101 GENERAL

AG101.1 General. The provisions of this appendix shall control the design and construction of swimming pools, spas and hot tubs installed in or on the lot of a one- or two-family dwelling.

SECTION AG102 DEFINITIONS

AG102.1 General. For the purposes of these requirements, the terms used shall be defined as follows and as set forth in Chapter 2.

ABOVE-GROUND/ON-GROUND POOL. See "Swimming pool."

BARRIER. A fence, wall, building wall or combination thereof which completely surrounds the swimming pool and obstructs access to the swimming pool.

HOT TUB. See "Swimming pool."

IN-GROUND POOL. See "Swimming pool."

RESIDENTIAL. That which is situated on the premises of a detached one- or two-family dwelling or a one-family townhouse not more than three stories in height.

SPA, NONPORTABLE. See "Swimming pool."

SPA, PORTABLE. A nonpermanent structure intended for recreational bathing, in which all controls, water-heating and water-circulating equipment are an integral part of the product.

SWIMMING POOL. Any structure intended for swimming or recreational bathing that contains water over 24 inches (610 mm) deep. This includes in-ground, above-ground and on-ground swimming pools, hot tubs and spas.

SWIMMING POOL, INDOOR. A swimming pool which is totally contained within a structure and surrounded on all four sides by the walls of the enclosing structure.

SWIMMING POOL, OUTDOOR. Any swimming pool which is not an indoor pool.

SECTION AG103 SWIMMING POOLS

AG103.1 In-ground pools. In-ground pools shall be designed and constructed in conformance with ANSI/NSPI-5 as listed in Section AG108.

AG103.2 Above-ground and on-ground pools. Above-ground and on-ground pools shall be designed and constructed in conformance with ANSI/NSPI-4 as listed in Section AG108.

SECTION AG104 SPAS AND HOT TUBS

AG104.1 Permanently installed spas and hot tubs. Permanently installed spas and hot tubs shall be designed and constructed in conformance with ANSI/NSPI-3 as listed in Section AG108.

AG104.2 Portable spas and hot tubs. Portable spas and hot tubs shall be designed and constructed in conformance with ANSI/NSPI-6 as listed in Section AG108.

SECTION AG105 BARRIER REQUIREMENTS

AG105.1 Application. The provisions of this chapter shall control the design of barriers for residential swimming pools, spas and hot tubs. These design controls are intended to provide protection against potential drownings and near-drownings by restricting access to swimming pools, spas and hot tubs.

AG105.2 Outdoor swimming pool. An outdoor swimming pool, including an in-ground, above-ground or on-ground pool, hot tub or spa shall be surrounded by a barrier which shall comply with the following:

1. The top of the barrier shall be at least 48 inches (1219 mm) above grade measured on the side of the barrier which faces away from the swimming pool. The maximum vertical clearance between grade and the bottom of the barrier shall be 2 inches (51 mm) measured on the side of the barrier which faces away from the swimming pool. Where the top of the pool structure is above grade, such as an above-ground pool, the barrier may be at ground level, such as the pool structure, or mounted on top of the pool structure. Where the barrier is mounted on top of the pool structure, the maximum vertical clearance between the top of the pool structure and the bottom of the barrier shall be 4 inches (102 mm).
2. Openings in the barrier shall not allow passage of a 4-inch-diameter (102 mm) sphere.
3. Solid barriers which do not have openings, such as a masonry or stone wall, shall not contain indentations or protrusions except for normal construction tolerances and tooled masonry joints.
4. Where the barrier is composed of horizontal and vertical members and the distance between the tops of the horizontal members is less than 45 inches (1143 mm), the horizontal members shall be located on the swimming pool side of the fence. Spacing between vertical members shall not exceed 1 $\frac{3}{4}$ inches (44 mm) in width. Where there are decorative cutouts within vertical members, spacing within the cutouts shall not exceed 1 $\frac{3}{4}$ inches (44 mm) in width.

5. Where the barrier is composed of horizontal and vertical members and the distance between the tops of the horizontal members is 45 inches (1143 mm) or more, spacing between vertical members shall not exceed 4 inches (102 mm). Where there are decorative cutouts within vertical members, spacing within the cutouts shall not exceed $1\frac{3}{4}$ inches (44 mm) in width.
6. Maximum mesh size for chain link fences shall be a $2\frac{1}{4}$ -inch (57 mm) square unless the fence has slats fastened at the top or the bottom which reduce the openings to not more than $1\frac{3}{4}$ inches (44 mm).
7. Where the barrier is composed of diagonal members, such as a lattice fence, the maximum opening formed by the diagonal members shall not be more than $1\frac{3}{4}$ inches (44 mm).
8. Access gates shall comply with the requirements of Section AG105.2, Items 1 through 7, and shall be equipped to accommodate a locking device. Pedestrian access gates shall open outward away from the pool and shall be self-closing and have a self-latching device. Gates other than pedestrian access gates shall have a self-latching device. Where the release mechanism of the self-latching device is located less than 54 inches (1372 mm) from the bottom of the gate, the release mechanism and openings shall comply with the following:
 - 8.1. The release mechanism shall be located on the pool side of the gate at least 3 inches (76 mm) below the top of the gate; and
 - 8.2. The gate and barrier shall have no opening larger than $\frac{1}{2}$ inch (13 mm) within 18 inches (457 mm) of the release mechanism.
9. Where a wall of a dwelling serves as part of the barrier, one of the following conditions shall be met:
 - 9.1. The pool shall be equipped with a powered safety cover in compliance with ASTM F 1346; or
 - 9.2. Doors with direct access to the pool through that wall shall be equipped with an alarm which produces an audible warning when the door and/or its screen, if present, are opened. The alarm shall be listed in accordance with UL 2017. The audible alarm shall activate within 7 seconds and sound continuously for a minimum of 30 seconds after the door and/or its screen, if present, are opened and be capable of being heard throughout the house during normal household activities. The alarm shall automatically reset under all conditions. The alarm system shall be equipped with a manual means, such as touch pad or switch, to temporarily deactivate the alarm for a single opening. Deactivation shall last for not more than 15 seconds. The deactivation switch(es) shall be located at least 54 inches (1372 mm) above the threshold of the door; or
 - 9.3. Other means of protection, such as self-closing doors with self-latching devices, which are approved by the governing body, shall be acceptable so long as the degree of protection afforded

is not less than the protection afforded by Item 9.1 or 9.2 described above.

10. Where an above-ground pool structure is used as a barrier or where the barrier is mounted on top of the pool structure, and the means of access is a ladder or steps:
 - 10.1. The ladder or steps shall be capable of being secured, locked or removed to prevent access; or
 - 10.2. The ladder or steps shall be surrounded by a barrier which meets the requirements of Section AG105.2, Items 1 through 9. When the ladder or steps are secured, locked or removed, any opening created shall not allow the passage of a 4-inch-diameter (102 mm) sphere.

AG105.3 Indoor swimming pool. Walls surrounding an indoor swimming pool shall comply with Section AG105.2, Item 9.

AG105.4 Prohibited locations. Barriers shall be located to prohibit permanent structures, equipment or similar objects from being used to climb them.

AG105.5 Barrier exceptions. Spas or hot tubs with a safety cover which complies with ASTM F 1346, as listed in section AG107 of the code, shall be exempt from the provisions of sections AG105.2, AG105.3, and AG105.4 of the code.

R 408.30547

SECTION AG106 ENTRAPMENT PROTECTION FOR SWIMMING POOL AND SPA SUCTION OUTLETS

AG106.1 General. Suction outlets shall be designed to produce circulation throughout the pool or spa. Single-outlet systems, such as automatic vacuum cleaner systems, or multiple suction outlets, whether isolated by valves or otherwise, shall be protected against user entrapment.

AG106.2 Suction fittings. Pool and spa suction outlets shall have a cover that conforms to ANSI/ASME A112.19.8M, or an 18 inch \times 23 inch (457 mm by 584 mm) drain grate or larger, or an approved channel drain system.

Exception: Surface skimmers

AG106.3 Atmospheric vacuum relief system required. Pool and spa single- or multiple-outlet circulation systems shall be equipped with atmospheric vacuum relief should grate covers located therein become missing or broken. This vacuum relief system shall include at least one approved or engineered method of the type specified herein, as follows:

1. Safety vacuum release system conforming to ASME A112.19.17; or
2. An approved gravity drainage system.

AG106.4 Dual drain separation. Single or multiple pump circulation systems shall be provided with a minimum of two suction outlets of the approved type. A minimum horizontal or vertical distance of 3 feet (914 mm) shall separate the outlets. These suction outlets shall be piped so that water is drawn through them simultaneously through a vacuum-relief-protected line to the pump or pumps.

AG106.5 Pool cleaner fittings. Where provided, vacuum or pressure cleaner fitting(s) shall be located in an accessible position(s) at least 6 inches (152 mm) and not more than 12 inches (305 mm) below the minimum operational water level or as an attachment to the skimmer(s).

UL

UL2017-2000 Standard for General-purpose Signaling Devices and Systems—with Revisions through June 2004. AG105.2

SECTION AG107 ABBREVIATIONS

AG107.1 General.

ANSI—American National Standards Institute
11 West 42nd Street, New York, NY 10036

ASME—American Society of Mechanical Engineers
Three Park Avenue, New York, NY 10016-5990

ASTM—ASTM International
100 Barr Harbor Drive, West Conshohocken, PA 19428

NSPI—National Spa and Pool Institute
2111 Eisenhower Avenue, Alexandria, VA 22314

UL—Underwriters Laboratories, Inc.
333 Pfingsten Road, Northbrook, Illinois 60062-2096

SECTION AG108 STANDARDS

AG108.1 General.

ANSI/NSPI

ANSI/NSPI-3-99 Standard for Permanently Installed Residential Spas. AG104.1

ANSI/NSPI-4-99 Standard for Above-ground/On-ground Residential Swimming Pools AG103.2

ANSI/NSPI-6-99 Standard for Residential Portable Spas AG104.2

ANSI/NSPI-5-2003 Standard for Residential In-ground Swimming Pools AG103.1

ANSI/ASME A112.19.8M-1987 (R1996) Suction Fittings for Use in Swimming Pools, Wading Pools, Spas, Hot Tubs and Whirlpool Bathing Appliances AG106.2

ASTM

ASTM F 1346-91 (2003) Performance Specification for Safety Covers and Labeling Requirements for All Covers for Swimming Pools, Spas and Hot Tubs AG105.2, AG105.5

ASME

ASME A112.19.17 Manufacturers Safety Vacuum Release Systems (SVRS) for Residential and Commercial Swimming Pool, Spa, Hot Tub and Wading Pool. AG106.3

SWIMMING POOL

Electricity and water don't mix. In addition to the hazards created by wiring and equipment, pools also require bonding to eliminate voltage gradients even when there is no electrical equipment in the pool area.

Overhead Clearances	1999	2002
□ Triplex service drop above or within 10ft. of pool must have clearance of [22ft.] [22.5 ft.] in any direction from water [T680-8]		[680.8A]
□ Clearance from diving platform [14ft.] [14.5ft.] [T680-8]		[680.8A]

Wiring

□ No nonpool underground wiring <5ft. of pool [680-10]	[680.10]
□ Nonpool conduit OK if space limited & RMC or IMC min. 6in. deep or RNMC 18in. cover [680-10]	[680.10]
□ New feeder must be in RMC, IMC, LFNC, or PVC F93 [680-25d]	[680.25A]
□ Existing feed of cable or flex OK if containing covered or insulated EGC [680-25d]	[680.25A]
□ EMT OK for feeder on or within bldg [680-25d]	[680.25A]
□ Branch circuit must be RMC, IMC, LFNC, or PVC [680-25b2]	[680.25A]
□ EMT OK for branch circuit on or within bldg [680-25b3]	[680.21A2]
□ Motor connection OK in LFMC or LFNC [680-25c]	[680.21A3]
□ Motors inside of SFD all approved wiring methods OK [680-25c]	[680.21A4]

Bonding

□ Bond all parts of pool structure & equip [F91 [680-22a]	[680.26B]
□ Lane rings <4in. & <1in. penetration exempt [680-22a3]	[680.26B3]
□ Bond pool motors unless listed & double insulated [680-22a4]	[680.26B4]
□ Bonding conductor min. #8 solid CU [680-22b]	[680.26C]

Grounding

Grounding conductors for pool-related equipment are especially important to prevent elevated voltage potential and to clear faults. Because of their importance, and the potential corrosive environments, they must be insulated and must terminate on terminals, not in wire nuts.

□ Min. size circuit EGC 12AWG [680-25b1,d]	[680.23F2]
□ No splice (must land on terminals) [F93 [680-25b4,d]	[680.23F2]
□ New feeders must be insulated EGC [F93 [680-25d]	[680.25B]

Underwater Wet-Niche Lighting

□ Min. 18in. below water level [F92 [680-20a3]	[680.23A5]
□ Fixture bonded and secured to shell with locking device requiring a tool for removal [680-20b3]	[680.23B5]
□ Low voltage must be from pool-listed transformer [680-5a]	[680.23A2]
□ Segregate low voltage wires from line voltage [680-5c]	[680.23F3]
□ Over 15V must be GFCI protected [680-20a1]	[680.23A3]
□ Segregate GFCI protected wires from non-GFCI [680-5c]	[680.5]
□ LFNC or PVC to niche req's #8 insulated EGC [680-20b1]	[680.23B2]
□ Connections in wet niche must be potted [680-20b1,2]	[680.23B4]
□ Insulated CU EGC [680-25b2]	[680.23F2]
□ Min. 16AWG EGC in cord to wet-niche fixt [F93 [680-25b5]	[680.23B3]
□ Junction boxes same as no-niche fixt [680-20b1]	[680.23B2]

Junction Boxes Supplying Wet-Niche Fixtures

□ Must be listed for pools [680-21a1]	[680.24A1]
□ Min. height 4in. above deck & 8in. above water [F92 [680-21a5]	[680.24A2]
□ Min. 4ft. from pool edge or separated by permanent barrier [F92 [680-21a5]	[680.24A2]

Receptacles

□ Min. one recep at least 10ft. and <20ft. from pool walls [680-6a2]	[680.22A3]
□ Reduction to not <5ft. OK if space restricted [n/a]	[680.22A4]
□ Pump motor recep not <5ft. OK if twist-lock single recep with GFCI protection [680-6a1]	[680.22A1]
□ Dimensions include distance around perm. barriers [680-6]	[680.22A6]
□ Recepts within 20ft. GFCI protected exc inside house [680-6a3]	[680.22A5]

Lighting Outlets

□ GFCI for lights >5ft. & <10ft. from pool and <5ft. above [680-6b2]	1999 2002 [680.22B4]
□ Outdoors no lights <5ft. from pool unless ≥12ft. above [680-6b]	[680.22B1]
□ Existing fixt on structure OK <5ft. if GFCI protected and >5ft. above water [680-6b2]	[680.22B3]
□ Indoors 7ft. 6in. above water OK if enclosed & GFCI [680-6b3]	[680.22B2]

HOT TUB/SPA

Outdoor hot tubs or spas follow the same rules as swimming pools. There are also additional specific rules as shown below for all hot tubs and for indoor hot tubs. A hydromassage tub (p. 24) is not a spa, because it is emptied after each use.

General

□ GFCI-protected package unit OK for cord up to 15ft. [680-40a]	[680.42A2]
□ Bond all metal within 5ft.—see "bonding" [680-22a,41d]	[680.26B3]
□ Bands to secure staves exempt from bonding [680-40b]	[680.42B3]
□ GFCI protect all outlets that supply spa equip EXC	
□ Listed package spa with integral GFCI OR	
□ Combination pool and spa or hot tub [680-42]	[680.44]

Indoors

□ Min. one recep. ≥5ft. & ≤10ft. from inside wall of spa [680-41a]	[680.43A1]
□ GFCI protect all recepts ≤10ft. from inside wall of spa [680-41a2]	[680.43A2]
□ No wall switches <5ft. from inside wall of spa [680-41c]	[680.43C]
□ Fixt 7ft. 6in. above water OK if enclosed & GFCI [680-41b2]	[680.43B1]

Fig. 91 Pool Bonding Grid

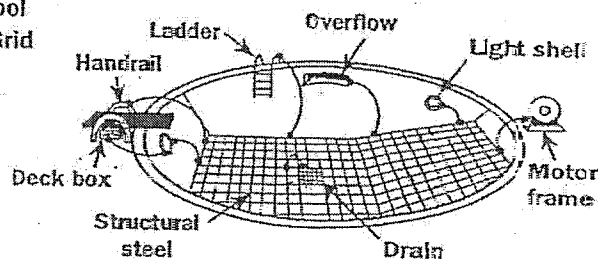


Fig. 92 Underwater Pool Lighting

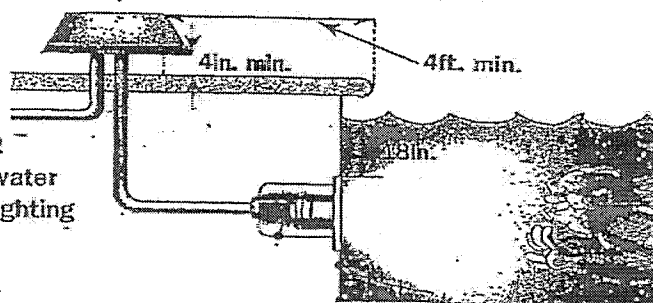
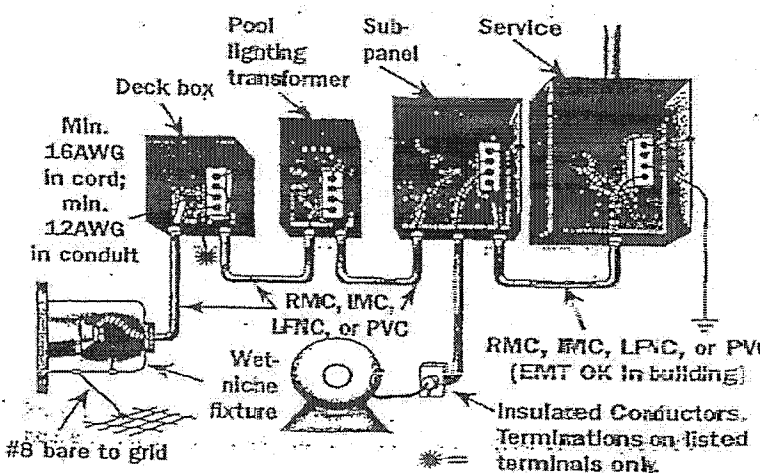


Fig. 93 Pool Equipment Grounding



Swimming Pool Barriers

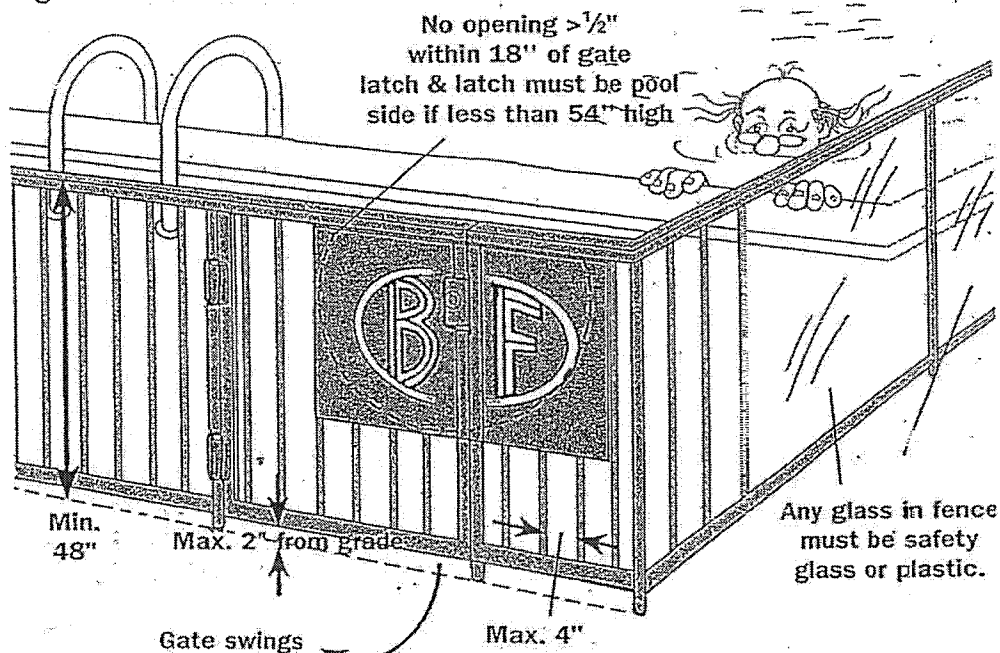
The Consumer Product Safety Commission has reported that drowning is the leading cause of accidental death in and around the home for children under the age of 5 years in California, Arizona, and Florida. Seventy five percent of the children involved in swimming pool submersion or drowning accidents are between 1 and 3 years old. Victims had been missing for five minutes or less when they were found in the pool drowned or submerged. Other bodies of water, such as fish ponds and fountains, have the same potential drowning hazards as pools.

General

IRC

- ☐ Applies to all pools or spas >24in. deep[AG102]
- ☐ Fence min. 48in. highF80[AG105.2]
- ☐ Gap under fence max 2in. above grade {4in. if concrete}F-xx [AG105.2] {421.1#1}
- ☐ Bottom max 4in. above pool structure when mounted on top of pool[AG105.2]
- ☐ Max opening size must prevent passage of 4in. sphereF80[AG105.2]
- ☐ Difficult to climb over (no ladder type rails)F80[AG105.2]
- ☐ Chain link max. 1 $\frac{1}{4}$ sq.in. mesh unless filled with slats [AG105.2]
- ☐ Gate lockable, self-closing, open away from pool ..F80[AG105.2]
- ☐ If latch <54in. high: Must be poolside & min. 3in. below top[AG105.2]
- ☐ No openings > $\frac{1}{2}$ in. within 18in. of latch[AG105.2]
- ☐ Doors & screens with direct pool access req. alarm audible for 30 seconds throughout house[AG105.2]
- ☐ Alarm control min. 54in. high, must reset automatically EXC[AG105.2]
- ☐ Doors from interior w/self close and release \geq 54in. above floor[AG105.2X1]
- ☐ If above ground pool ladder or steps must be lockable or barrier[AG105.2]
- ☐ Safety glazing req'd for glass enclosing poolF80[3C8.4]

Fig. 80 • Pool Barriers



City of Laingsburg
114 N Woodhull
P.O. Box 178
Laingsburg, Mi 48848
Phone: (517) 651-5374 • Fax: (517) 651-5512
Email: clerk@laingsburg.us

Review Date: _____ ☐ Approved ☐ Denied By: _____

AFFIDAVIT OF COMPLIANCE

I am the owner of, or the authorized agent of the owner, of the lot (parcel of land) described and shown on the attached site plan. I am familiar with the Shiawassee County Zoning Ordinance, including the related laws listed in Section 16.5.3. I hereby attest based upon my knowledge and belief that this request is complete, in compliance with, and warrants approval under the Shiawassee County Zoning Ordinance of 1999, as amended.

Date _____

"Affidavit of Compliance"

(As outlined within Section 16.5.3 of the Shiawassee County Zoning Ordinance/June 7, 1999)

I, _____, am the owner of, or the authorized agent of the owner of the lot (parcel of land) described on the attached site plan. I have read and understand the terms of the Affidavit of Compliance as listed below and agree to comply with the following, as applicable:

- A. The Land Division Act, Public Act 288 of 1967, as amended.
- B. The Shiawassee County Health Department Sanitary Code.
- C. The Flood Plain regulations of the Natural Resources and Environmental Protection Act, Public Act 451 of 1994, Part 31, as amended.
- D. Michigan Public Health Code, Public Act 368 of 1978, as amended.
- E. Farmland and Open Space Preservation provisions of the Natural Resources and Environmental Protection Act, Public Act 451 of 1994, Part 361, as amended.
- F. Wetlands Protection provisions of the Natural Resources and Environmental Protection Act, Public Act 451 of 1994, Part 303, Section 324.30301 et seq., as amended.
- G. Inland Lakes and Streams provisions of the Natural Resources and Environmental Protection Act, Public Act 451 of 1994, Part 301, Section 324.30101, et seq., as amended.
- H. "Miss Dig Law", Act 53, as amended.
- I. Airport Zoning Act, Public Act 23 of 1950, as amended.
- J. State Construction Code Act, Public Act 230 of 1972, as amended.
- K. The Shiawassee County Drain Commission Standard Construction specifications for open and closed drains.
- L. The Shiawassee County Subdivision Control Procedures pursuant to Public Act 288 of 1967, as amended.
- M. The Shiawassee County Soil Erosion and Sedimentation Control Ordinance, and any Applicable regulations of the Natural Resources and Environmental Protection Act, Public Act 451 of 1994, Part 91, Section 324.9101 et. seq., as amended.
- N. Michigan Department of Environmental Quality rules for Land Divisions, as amended.
- O. All township or village ordinances that are applicable to the proposed building, structure, or land use.
- P. All other State, Federal, or local laws, rules, or regulations applicable to the proposed building, structure, or use of the property.

Signature of Applicant

Date

STATE OF MICHIGAN)
COUNTY OF SHIAWASSEE)

The foregoing instrument was acknowledged before me this _____ day of _____, 20_____.

Notary Public, _____ MI

My Commission Expires: _____

CITY OF LAINGSBURG ZONING SITE PLAN GRID

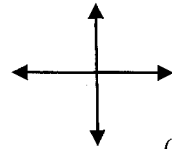
NAME

PROJECT ADDRESS

LOT SIZE:

or NUMBER OF ACRES

(SEE REVERSE SIDE FOR INSTRUCTOINS)



(E, N, S, W)

CENTER LINE OF ROAD

SITE PLAN REQUIREMENTS

1. List Setbacks from all lot lines accurately.
2. Indicate all buildings on site and the distance between them.
3. Show location of all utility lines and distance from current building site.
4. Show location of the Well, Septic Tank and Drain Field.
5. Show location of the Reserve Drain Field.
6. Accurately locate Driveway and give distance from closest lot line.
7. Indicate any unique features of the property, such as drain, ditches or streams, etc. and the distance for the building site.

SAMPLE

SHIAWASSEE COUNTY ZONING SITE PLAN GRID

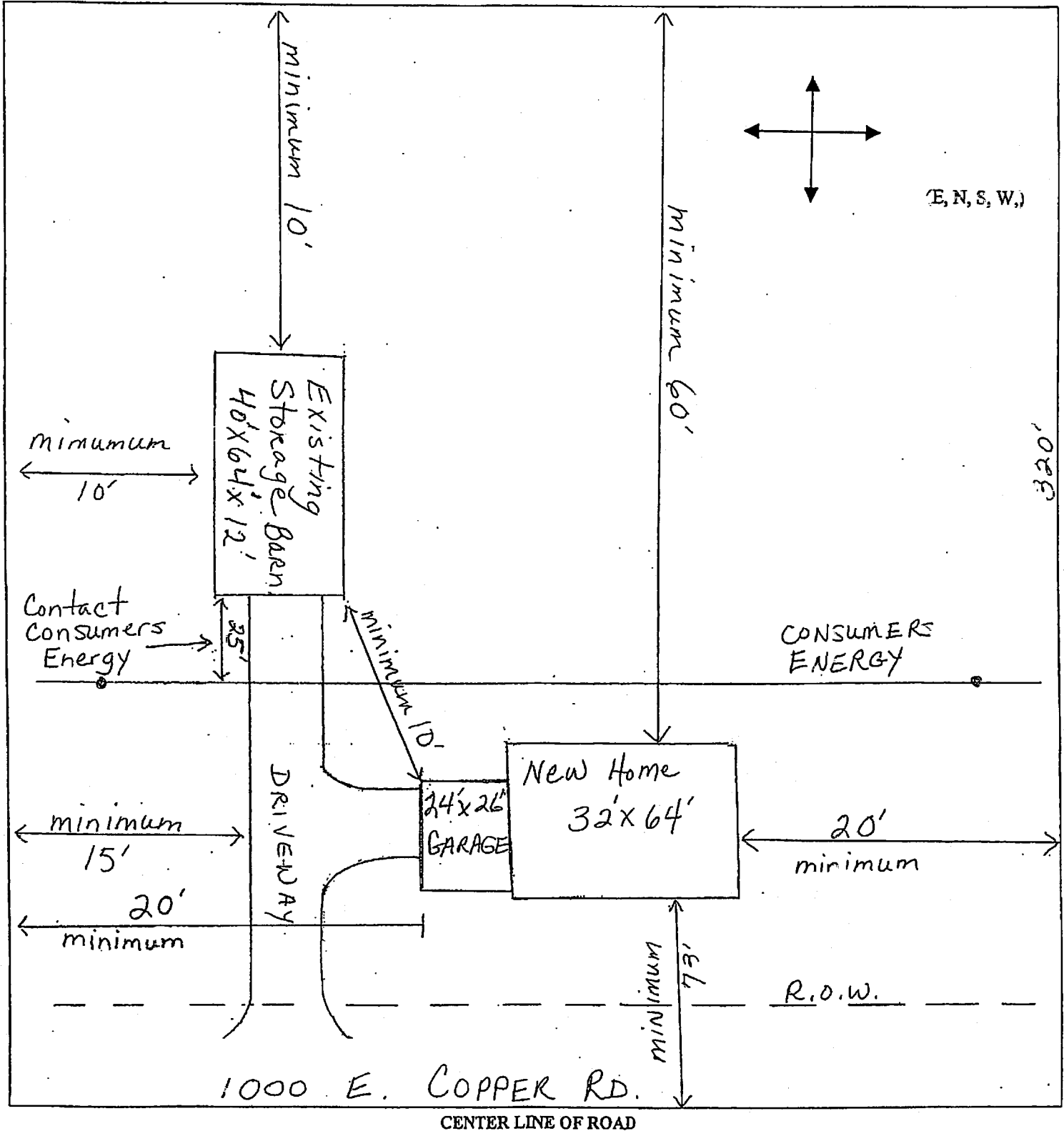
NAME John Doe

PROJECT ADDRESS 1000 E. COPPER RD.

LOT SIZE 200 x 320 or NUMBER OF ACRES _____

(SEE REVERSE SIDE FOR INSTRUCTOINS)

200'



BUILDING PERMIT APPLICATION

This application shall become incorporated as a part of the permit and only authorizes the items of work as herein applied for, as described on the issued permit.

City of Laingsburg
114 Woodhull
Laingsburg, MI 48848
(517) 651-5374
Email: Clerk@laingsburg.us

OFFICE USE ONLY

PERMIT # _____

DATE _____

RECEIPT # _____

Job Site Address: _____		Township: _____	Property Tax ID #: _____
Property Owner: _____		Email: _____	Phone: _____
Owners Mailing Address, City, State, Zip: _____			
Contractor: _____		Email: _____	Phone: _____
Contractor Address, City, State, Zip: _____			
Alternate Phone/ Contact Information: _____		License #: _____	Expiration Date: _____
Use of Building: _____		Foundation Type: Poured Wall <input type="checkbox"/> Post <input type="checkbox"/> Block <input type="checkbox"/> Wood <input type="checkbox"/> Other <input type="checkbox"/>	
Class of Work: New Home <input type="checkbox"/> Addition <input type="checkbox"/> Alteration <input type="checkbox"/> Accessory Structure <input type="checkbox"/> Basement <input type="checkbox"/> Conventional Frame <input type="checkbox"/> Post Frame <input type="checkbox"/> Modular <input type="checkbox"/>			
HUD Double Wide/ Single Wide <input type="checkbox"/> Structured Steel <input type="checkbox"/>			
Describe Work: _____			
Special Conditions: _____			

NOTICE: SEPARATE PERMITS ARE REQUIRED FOR ELECTRICAL, PLUMBING, HEATING, VENTILATING OR AIR CONDITIONING. THIS PERMIT BECOMES NULL AND VOID IF WORK OR CONSTRUCTION AUTHORIZED IS NOT COMMENCED WITHIN 180 DAYS, OR IF CONSTRUCTION OR WORK IS SUSPENDED OR ABANDONED FOR A PERIOD OF 180 DAYS AT ANY TIME AFTER WORK IS COMMENCED. I HEREBY CERTIFY THAT I HAVE READ AND EXAMINED THIS APPLICATION AND KNOW THE SAME TO BE TRUE AND CORRECT. ALL PROVISIONS OF LAWS AND ORDENANCES GOVERNING THIS TYPE OF WORK WILL BE COMPLIED WITH WHETHER SPECIFIED HEREIN ORNOT. THE GRANTING OF A PERMIT DOES NOT PRESUME TO GIVE AUTHORITY TO VIOLATE OR CANCEL THE PROVISIONS OF ANY OTHER STATE OR LOCAL LAW REGULATING CONSTRUCTION OR THE PERFORMANCE OF CONSTRUCTION.

*Section 23A of the State Construction Code Act of 1972, 1972 PA 230, MCL 125.1523A, prohibits a person from conspiring to circumvent the licensing requirements of this state relating to persons who are to perform work on a residential building or a residential structure. Violators of Section 23A are subjected to civil fines.

_____ Signature of Contractor or Authorized Agent*	_____ (Date)
_____ Signature of Owner (if owner is doing building)	_____ (Date)

***I HEREBY CERTIFY THAT THE PROPOSED WORK IS AUTHORIZED BY THE OWNER OF RECORD AND THAT I HAVE BEEN AUTHORIZED BY THE OWNER TO MAKE THIS APPLICATION AS HIS/HER AUTHORIZED AGENT, AND WE AGREE TO CONFORM TO ALL APPLICABLE LAWS OF THE STATE OF MICHIGAN. ALL INFORMATION SUBMITTED ON THIS APPLICATION IS ACCURATE TO THE BEST OF MY KNOWLEDGE.**

FOR OFFICE USE ONLY

Administration Fee: \$40.00

Total Valuation		Permit Fee	
Requirements	Required	Received	Not Required
Contractor Registration			
Zoning			
Plans			
Truss Drawings			
Energy Comp/Blower Door			
Comm. Plan Review Fee			

REQUIRED INSPECTIONS

<input type="checkbox"/> FOOTING	<input type="checkbox"/> BACKFILL	<input type="checkbox"/> ROUGH
<input type="checkbox"/> INSULATION	<input type="checkbox"/> FINAL	<input type="checkbox"/> OTHER

Application Received by: _____	Plan Reviewed by: _____	Approved for Issuance by: _____
--------------------------------	-------------------------	---------------------------------

Date Received _____

ELECTRICAL PERMIT APPLICATION

Shiawassee County Community Development Department
Surbeck Building, Third Floor
201 N. Shiawassee St.
Corunna, MI 48817
Phone: (989) 743-2396 • Fax: (989) 743-2393
Email: comdev@shiawassee.net

INSPECTION LINE: (989) 743-2280

Permit #: _____
 Receipt #: _____
 Request #: _____

<input type="checkbox"/> NEW CONSTRUCTION	<input type="checkbox"/> SERVICE ONLY	<input type="checkbox"/> PRE-MFD/MOD	<input type="checkbox"/> ADDITION	<input type="checkbox"/> UPGRADE
<input type="checkbox"/> HUD/MFD/DW	<input type="checkbox"/> ALTER/REPAIR	<input type="checkbox"/> ACC. BLDG.	<input type="checkbox"/> SW OR IN A PARK	

Project Details: _____

Please leave unknown information blank.

Name of Owner:
Address of Job:
Township/Section/Subdivision/Lct:

Contractor/Homeowner Information

Applicant:	
Address:	
City/State/Zip:	
Phone: Contractor:	Homeowner:
Federal Employer Identification Number:	
M.E.S.C. Employer Number:	
Workers Compensation/Disability Insurance Carrier:	
Builder's License Number, Expiration Date:	

BUILDING DIMENSIONS (Measured In Square Feet)

Dwelling: 1st floor _____	2nd floor _____
Att. Garage: _____	Acc. Bldg: _____

BUILDING TYPE

<input type="checkbox"/> Frame	<input type="checkbox"/> Masonry	<input type="checkbox"/> Pole
<input type="checkbox"/> Structured Steel	<input type="checkbox"/> Reinforced Conc.	<input type="checkbox"/> Other _____

FOUNDATION

<input type="checkbox"/> Block	<input type="checkbox"/> Poured Wall	<input type="checkbox"/> Wood
<input type="checkbox"/> Trenched Footing	<input type="checkbox"/> Ratwall	<input type="checkbox"/> Other _____
<input type="checkbox"/> Walkout _____ x _____	<input type="checkbox"/> Reg./Unfin. _____ x _____	
<input type="checkbox"/> Reg./Fin. _____ x _____	<input type="checkbox"/> Crawlspace _____ x _____	

NUMBER OF ROOMS

# of bathrooms _____	# of bedrooms _____
# of all rooms _____	

BASEMENT (please note size):

Homeowners Affidavit: I hereby certify that the building work described above shall be installed by myself in single family dwelling in which I live or am about to occupy. All work shall be installed in accordance with the Michigan State Building Code and will not be covered, enclosed or put into service until it has been inspected and approved by a Shiawassee County Inspector. I will cooperate with the County and assume all responsibility to arrange for and obtain all necessary inspections. SECTION 23a of the State Construction Codes Act of 1972, Act No. 230 of Public Acts of 1972, being Section 125.1523a of the Michigan Compiled Laws, prohibit a person from conspiring to circumvent the licensing requirements of this State relating to persons who perform work on, or construction of residential buildings.

DO NOT START WORK BEFORE PERMIT IS ISSUED

PERMIT FEES	COST	NO. UNITS	TOTAL
1. Application Fee (non-refundable)	\$40.00		\$40.00
2. Rough Inspection	40.00		
3. Final Inspection	40.00		
4. Grounding Inspection	40.00		
5. Service through 200 Amp.	40.00		
6. Over 200 Amp.	45.00		
7. Sub-Panel-Indoor	50.00		
8. Acc. Bldg. - UG/From House	60.00		
9. Smoke Detectors (ea)	5.00		
10. Number of Circuits (ea)	7.00		
11. Lighting Fixtures (per 25)	10.00		
12. Furnace - Unit Heater or AC	10.00		
13. Electrical Baseboard (ea)	10.00		
14. Power Outlets (ranges, dryers, etc)	10.00		
15. Dishwasher, Garb. Disp. etc. (ea)	10.00		
K.V.A. and H.P. RATED EQUIPMENT			
16. Units up to 20 K.V.A. and H.P.	15.00		
17. Units 21 to 50 K.V.A. or H.P.	20.00		
18. Units 51 K.V.A. or H.P. and over	25.00		
MISCELLANEOUS			
19. Special/Safety Inspection	40.00		
20. Additional Inspection	40.00		
21. Evaluation	50.00		
TOTAL FEE TO BE PAID			

Plan review required for homes with over 400 amp. service and/or have 3,500 square feet.

Expiration of Permit: A permit remains valid as long as work is progressing and inspection are requested and conducted. A permit shall become invalid if the authorized work is not commenced within six months after issuance of the permit or if the authorized work is suspended or abandoned for a period of six months after the time of commencing the work. A permit will be cancelled when no inspections are requested and conducted within six months of the date of issuance or the date of a previous inspection. Cancelled permits cannot be reinstated.

Approved _____

Date _____

Signature of Homeowner/Applicant - Licensee _____

INSPECTION REQUEST INFORMATION

INSPECTION REQUEST LINE: 989-743-2280

ELECTRICAL, INSPECTIONS ARE DONE ON MONDAY & THURSDAYS, MECH. & PLUMBING INSPECTION ARE DONE ON MONDAY & WEDNESDAYS. BUILDING INSPECTIONS ARE DONE ON TUESDAY & THURSDAY. FOR THE CONVENIENCE OF OUR CUSTOMERS, SHIAWASSEE COUNTY INSPECTION REQUESTS CAN BE FAXED TO: (989) 743-2393 (FAX FORMS ARE AVAILABLE IN THE OFFICE).

PLEASE HAVE THE FOLLOWING INFORMATION READY:

ADDRESS OF PROJECT

TYPE OF PERMIT
(Building, Electrical, Plumbing, etc.)

TYPE OF INSPECTION
(Underground, Rough, Final, etc.)

CONTACT INFORMATION OF THE PERSON REQUESTING THE INSPECTION.

HOW TO GAIN ACCESS TO PROJECT
(Key Location, Lock Box Number, Open, etc.)

ADDITIONAL INSPECTIONS ARE \$40.00

REINSPECTION FEES ARE \$60.00

AND

MUST BE PAID PRIOR TO THE REINSPECTION

TO CONTACT AN INSPECTOR CALL THE MAIN OFFICE
(989) 743-2396